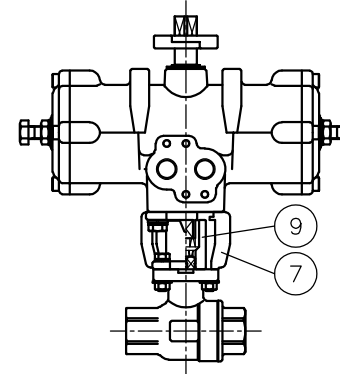
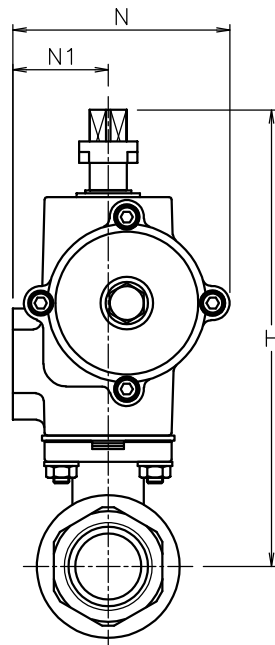
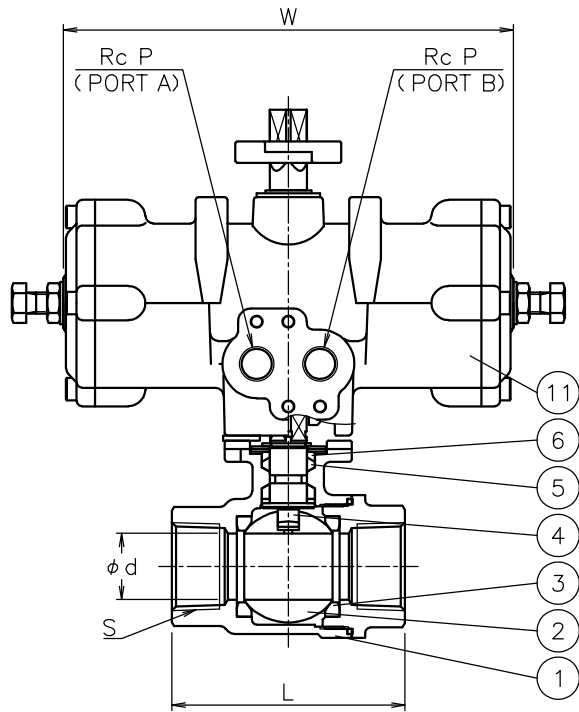
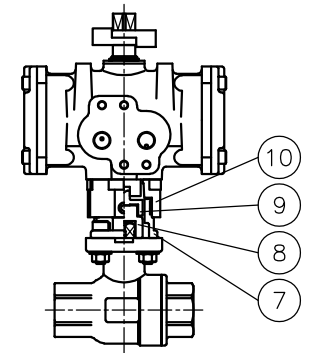


Valve DN	S	d	L	P	W	N	N1	H	Weight (kg)	Actuator	Sizing code
15 A	Rc 1/2	16	75	1/8	110	57	32	160	1.5	TAD-040	0
				1/4	170	82	36	198	2	TAD-050	2
20 A	Rc 3/4	20	80	1/8	110	57	32	164	1.7	TAD-040	0
				1/4	170	82	36	202	2.1	TAD-050	2
25 A	Rc 1	25	88	1/4	170	82	36	173	2.2	TAD-050	0
				1/4	204	95	38	222	3.3	TAD-063	2
32 A	Rc1 1/4	32	110	1/4	170	82	36	178	2.7	TAD-050	0
				1/4	204	95	38	227	3.8	TAD-063	2
40 A	Rc1 1/2	38	120	1/4	204	95	38	202	4.2	TAD-063	0



TADSR925UUT-015
TADSR925UUT-020
TADSR925UUT-025
TADSR925UUT-032



TADSR905UUT-015
TADSR905UUT-020

NOTE

- Air supply : 0.4~0.5 Mpa max 0.7 Mpa
- Actuator operation
 - Air to port A : SHUT
 - Air to port B : OPEN

No	DESCRIPTION	MATERIALS	REQ'D	REMARKS
11	Actuator		1	TAD
10	Bracket	ZDC2	1	
9	Joint	SUS304	1	
8	Joint	SCS13A	1	
7	Bracket	SCS13A	1	
6	Packing	R-PTFE	1	
5	Packing	F-PTFE	1	
4	Stem	SUS316	1	
3	Seat	PTFE	2	
2	Ball	SCS14A	1	
1	Body	SCS14A	1	

MARK	DATE	BY	DATE	APP'R'D	H.F	TITLE	MODEL	SCALE	NON	DWG No.	REMARKS
						Threaded End Rc (double-acting type) SR type pneumatic actuated ball valve	TADSR9*5UUT				Valve DN: 15~40 A
										SR-9*5UUT-TA4a-EN	
REVISIONS											
MV-2396											