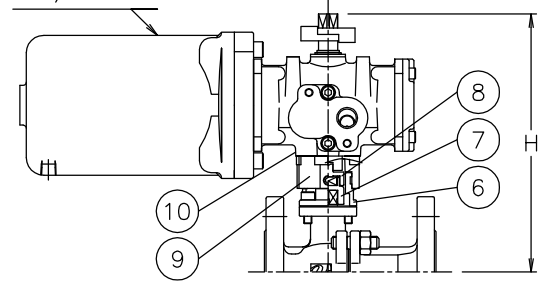
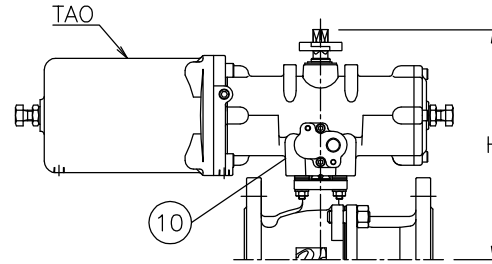


\*TAC-040 cylinder is the same design as TAO.

TAO/C-040

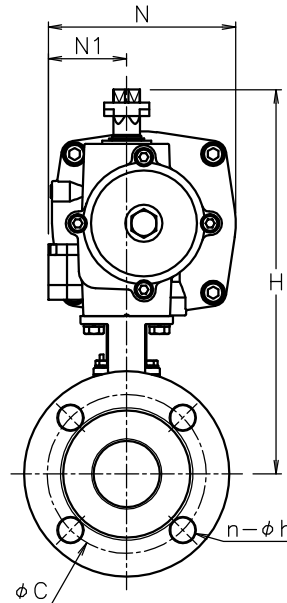
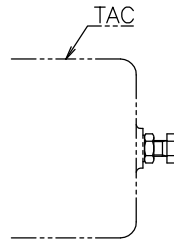
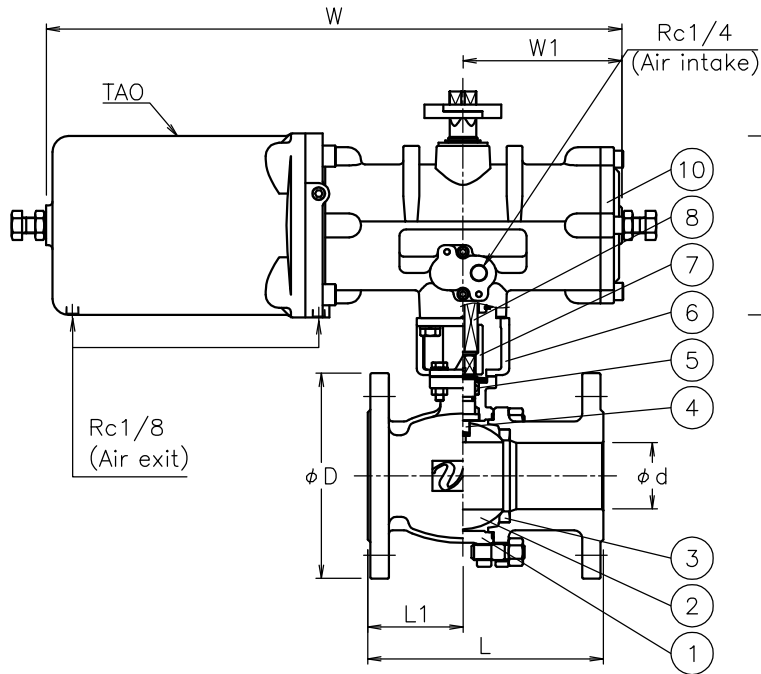


TA\*BR901UUG-015  
TA\*BR901UUG-020



TA\*BR901UUG-040  
TA\*BR901UUG-050  
TA\*BR9\*1UUG-065  
TA\*BR9\*1UUG-080  
TA\*BR9\*1UUG-100

Size [mm]	d	L	L1	D	C	n-h	W	W1	N	N1	H ( ):TAC	Weight [kg]	Actuator	Sizing code
15	15	108	40	95	70	4-15	249	55	92	46	163	4.2	TA*-040	0
							305	85	103	50	201	5	TA*-050	2
20	20	117	48	100	75	4-15	249	55	92	46	166	4.7	TA*-040	0
							305	85	103	50	204	5.4	TA*-050	2
25	25	127	48.5	125	90	4-19	305	85	103	50	211	6.8	TA*-050	0
							367	102	119	52	226	8.7	TA*-063	2
32	32	140	60	135	100	4-19	305	85	103	50	217	7.9	TA*-050	0
							367	102	119	52	232	9.8	TA*-063	2
40	40	165	67.5	140	105	4-19	367	102	119	52	209(211)	11	TA*-063	0
							435	120	142	59	282	15	TA*-080	2
50	50	178	72	155	120	4-19	367	102	119	52	218(220)	13	TA*-063	0
							435	120	142	59	291	17	TA*-080	2
65	65	190	85	175	140	4-19	435	120	142	59	271	21	TA*-080	0
							530	147	174	71	302	29	TA*-100	2
80	80	203	97	185	150	8-19	435	120	142	59	283	24	TA*-080	0
							530	147	174	71	314	32	TA*-100	2
100	100	229	109	210	175	8-19	530	147	174	71	340	39	TA*-100	0
							688	183	193	74	365	51	TA*-125	2



NOTE

- Air supply: 0.4~0.5Mpa max 0.7Mpa
- Actuator operation

TAO	Air to intake port	: OPEN.
	Spring return	: SHUT.
TAC	Air to intake port	: SHUT.
	Spring return	: OPEN.

\*This drawing is TAO.

No	DESCRIPTION	MATERIALS	REQ'D	REMARKS
10	Actuator		1	TAO/C
9	Bracket	BERIC	1	
8	Joint	SUS304	1	
7	Joint	SUS304/SCS13A	1	
6	Bracket	SCS13A	1	
5	Packing	R-PTFE	1set	
4	Stem	SUS316	1	
3	Seat	R-PTFE	2	
2	Ball	SCS14A	1	
1	Body	SCS14A	1	

			APPR'D	H.F.	TITLE	J10K Flanged-end (single-acting type) BR type pneumatic actuated ball valve			
			CHK'D	K.Y.					
			DESIGN						
			DRAWN	S.O.					
MARK	DATE	BY	DATE	'17-05-10	SCALE	NON	DWG No.	BR-9*1UUG-TD10-EN	
REVISIONS									
MV-2618									